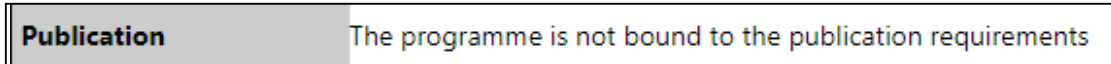




- 4) If the student's program is not bound by publication for the eligibility requirements to submit a thesis, in the Publication section a message will be displayed:

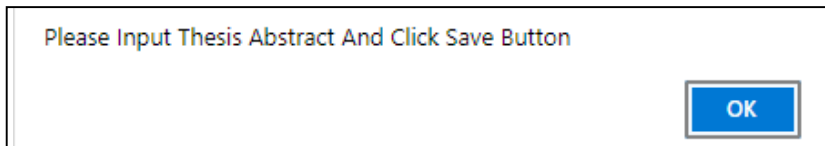


- 5) If the student's program has publication requirements to submit thesis but the student has not completed the publication, in the Publication section a message will be displayed:

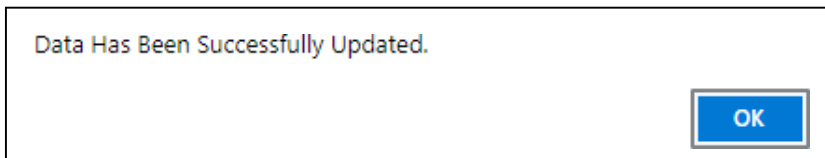
**“Not eligible to apply for Intent to Submit Thesis as publication requirements yet to be completed”**

Student is not allowed to apply for ITS.

- 6) For those who are ITS eligible, Mobile Number and Email Address are optional fields but the Thesis Abstract is required. If the student does not fill in, the following message will be displayed:



- 7) Click the SAVE button to save all the information entered.



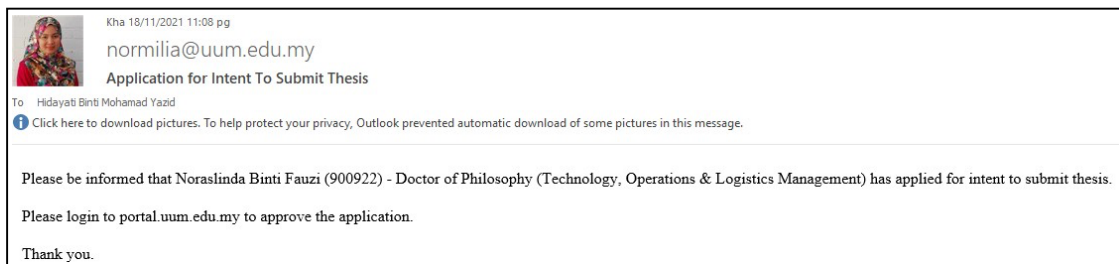
- 8) To submit, students needs to tick the certify box and click the Apply button:



After the student successfully submits, the certify box and click the Apply button is disabled (cannot be checked/clicked).



A notification email is sent to the supervisor:



- 9) If the student clicks the ITS Checklist menu but the ITS status has been sent, the following message screen is displayed

